



SKYVUE
SOLAIR

FACTBOOK



The Arc of Luxury

A unique gem, stands as the inaugural tower in the esteemed Skyvue cluster, marking the beginning of limitless possibilities. Skyvue Solair presents a collection of distinguished residences and exceptional amenities, offering an unparalleled living experience in a seamlessly connected environment.

Project Highlights

(G+5P+54+ROOF)





Tower configuration

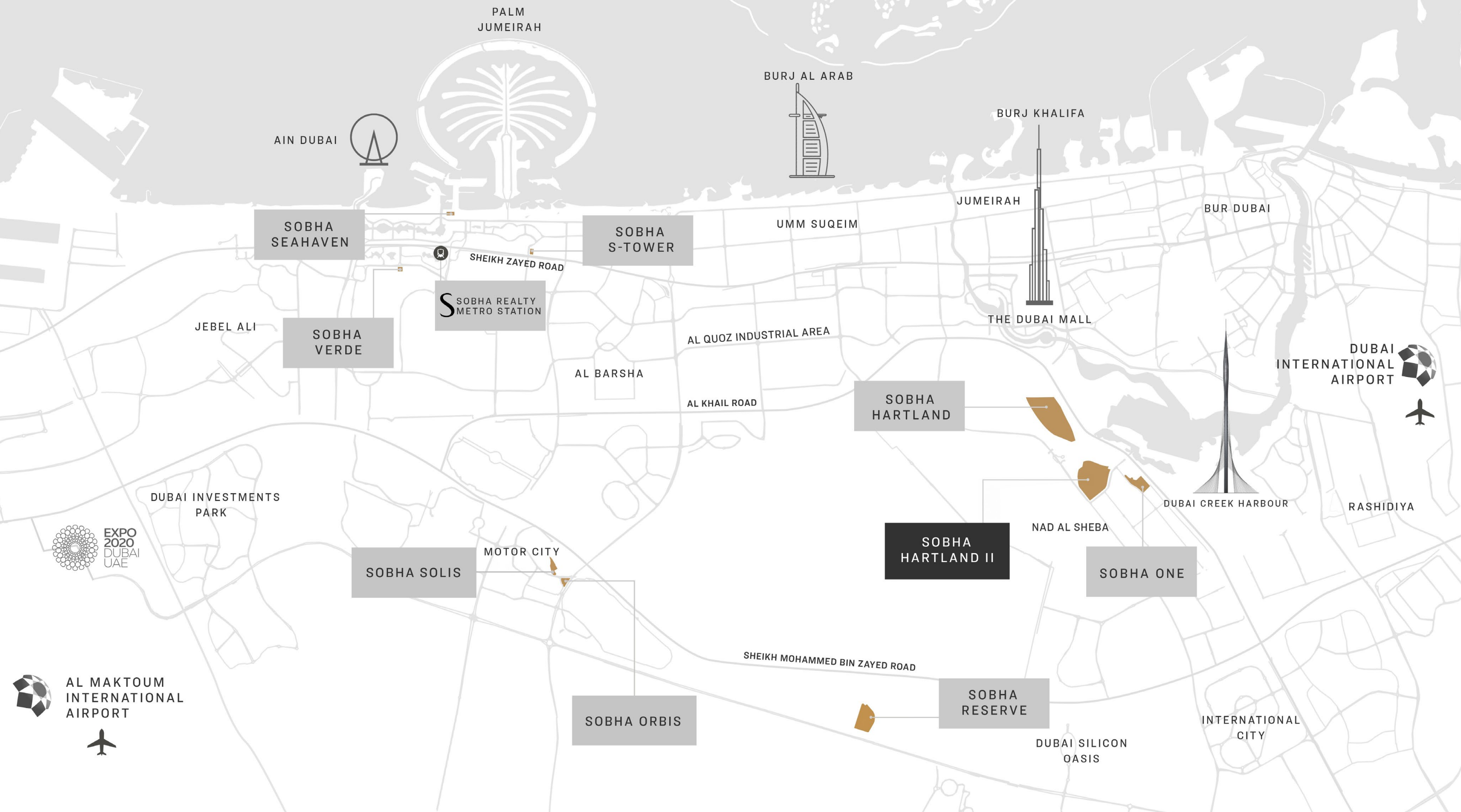
Total apartments
521

The tower consists of

TYOLOGY	1 Bed	1.5 Bed	2 Bed
NO. OF UNITS	273	41	207

*Numbers are limited to current release

Location Map



Master Plan



Site Plan





Amenities

Discover Unparalleled Urban Luxury

Skyvue Solair has a wealth of amenities awaits to enhance both entertainment and lifestyle.

Water Amenities



Kid's Pool



Infinity Pool



Central Water Feature



Jacuzzi

Fitness Amenities



Sauna and Steam




Indoor Gym



Indoor Yoga Studio




Circuit Training



Outdoor Gym



Yoga and Meditation Area



Walking/Jogging Loop

Entertainment



Multipurpose Hall




Open Picnic Lawn



Barbeque Area



Open Cinema Area



Open Amphitheatre Seating



Party Terrace

Kids & Toddlers Zone



Kids Games Room



Kids Playroom

The Apartments

- ♦ Each Tower has a separate double height lobby & lifts.
- ♦ Porcelain tiles in all living areas
- ♦ Matt acrylic emulsion paint finishes
- ♦ Apartments are designed to offer spacious layouts with large windows and balconies





Kitchen

- ♦ White goods include Refrigerator, oven, Gas Hob & Hood and Washer-Dryer from Bosch or equivalent.
- ♦ High quality reconstituted stone or equivalent provided for counter-tops in vanity and kitchen.
- ♦ Kitchen cabinet of laminate/ melamine or equivalent.
- ♦ Fridge-freezer of Hoover or equivalent brands.



Bathrooms and powder room

- ♦ WC and wash-basin are provided by Duravit or equivalent brands.
- ♦ Floor and wall finishing with high quality porcelain tiles and matt emulsion acrylic paint.
- ♦ Vanity and wardrobe with fixture and fittings of laminate/ melamine or equivalent.

MEP Features

- ♦ District Cooling and FCU provided.
- ♦ Home Automation provisions for lighting and temperature control.



Sustainability Features

- ♦ Double-glazed façade – floor to ceiling glass curtain wall with superior heat and sound insulation
- ♦ EV Charging stations will be provided* (As per statutory requirement).
- ♦ Energy efficient HVAC system and condensate water recycled will be provided for irrigation.
- ♦ District Cooling System will be used to reduced power consumption and carbon footprint.

SOBHA
REALTY





SKYVUE
SPECTRA

FACTBOOK



The Arc of Luxury

The stunning tower boasts uninterrupted panoramic views that stretch all the way to the horizon. Floor-to-ceiling windows invite an abundance of natural light, filling your home with warmth and making every morning a truly blissful experience.

At Spectra every detail is thought through with the precision of a craftsman making it a true masterpiece.

Project Highlights

(G+5P+42+ROOF)





Project Highlights

Configuration*

1, 2 & 3 Bed Apartments
Total Units in the tower 327 Apartments

TPOLOGY	RELEASED UNITS
1 Bed	224
2 Bed	90
3 Bed	13

Anticipated Completion Date (ACD): 31st March 2029

*Numbers are limited to current release


Location Map



Master Plan



Site Plan





Amenities

Discover Unparalleled Urban Luxury

Skyvue Spectra has a wealth of amenities awaits to enhance both entertainment and lifestyle.

Water Amenities



Kid's Pool



Infinity Pool



Central Water Feature



Jacuzzi

Fitness Amenities



Sauna and Steam




Indoor Gym



Indoor Yoga Studio




Circuit Training



Outdoor Gym



Yoga and Meditation Area



Walking/Jogging Loop

Entertainment



Multipurpose Hall




Open Picnic Lawn



Barbeque Area



Open Cinema Area




Open Amphitheatre Seating



Party Terrace

Kids & Toddlers Zone



Kids Games Room



Kids Playroom

The Apartments

- ♦ Each Tower has a separate double height lobby & lifts.
- ♦ Porcelain tiles in all living areas
- ♦ Matt emulsion paint finishes
- ♦ Apartments are designed to offer spacious layouts with large windows and balconies





Kitchen

- ♦ White goods include Refrigerator, oven, Gas Hob & Hood and Washer-Dryer from Bosch or equivalent.
- ♦ High quality reconstituted stone or equivalent provided for counter-tops in vanity and kitchen.
- ♦ Kitchen cabinet of laminate/ melamine or equivalent.
- ♦ Fridge-freezer of Hoover or equivalent brands.



Bathrooms and powder room

- ♦ WC and wash-basin are provided by Duravit or equivalent brands.
- ♦ Floor and wall finishing with high quality porcelain tiles and matt emulsion paint.
- ♦ Vanity and wardrobe with fixture and fittings of laminate/ melamine or equivalent.

MEP Features

- ♦ District Cooling and FCU provided.
- ♦ Home Automation provisions for lighting and temperature control.



Sustainability Features

- ♦ Double-glazed façade – floor to ceiling glass curtain wall with superior heat and sound insulation
- ♦ EV Charging stations will be provided* (As per statutory requirement).
- ♦ Energy efficient HVAC system and condensate water recycled will be provided for irrigation.
- ♦ District Cooling System will be used to reduced power consumption and carbon footprint.

SOBHA

REALTY

Disclaimers:
The images shown are for illustration purposes only and may not be an exact representation of the product. The images uses computer graphics technology (photo-realistic rendering) to showcase the building and apartment's design, including the facade, elevations, and interiors. All furniture, lighting, finishes, facade and art shown are for marketing purposes only. All contents in these images are for illustrative purposes only and subject to change.

The Amenities mentioned are only representational and informative. Information, images and visuals, or locations shown hereby are only an indicative of the envisaged developments and the same are subject to approvals from local authorities. The Developer reserves rights to make additions, deletions, alterations, or amendments without prior notice.





SKYVUE
STELLAR

FACTBOOK



The Arc of Luxury

Skyvue Stellar, a unique gem in the prestigious Skyvue cluster, rises as the tallest tower, heralding the start of endless possibilities. This collection of distinguished residences, complemented by exceptional amenities, promises an unmatched living experience in a perfectly connected environment.

Project Highlights

(G+77+ROOF)





Project Highlights

Configuration*

1, 1.5, 2, 3 & 3.5 Bed Apartments
Total Units in the tower 449 Apartments

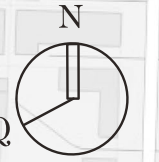
TPOLOGY	NO. OF UNITS
1 Bed	162
1.5 Bed	27
2 Bed	216
3 Bed	27
3.5 Bed	17

*Numbers are limited to current release

Location Map



Master Plan



Site Plan





Amenities

Discover Unparalleled Urban Luxury

Skyvue Stellar has a wealth of amenities awaits to enhance both entertainment and lifestyle.

Water Amenities



Kid's Pool



Infinity Pool



Central Water Feature



Jacuzzi

Fitness Amenities



Sauna and Steam




Indoor Gym



Indoor Yoga Studio




Circuit Training / Gym Area



Outdoor Gym



Yoga and Meditation Area



Walking/Jogging Loop

Entertainment



Multipurpose Hall




Open Picnic Lawn



Barbeque Area



Open Cinema Area



Open Amphitheatre Seating



Party Terrace

Kids & Toddlers Zone



Kids Games Room



Kids Playroom

The Apartments

- ♦ Each Tower has a separate double height lobby & lifts.
- ♦ Porcelain tiles in all living areas
- ♦ Matt acrylic emulsion paint finishes
- ♦ Apartments are designed to offer spacious layouts with large windows and balconies





Kitchen

- ♦ White goods include Refrigerator, oven, Gas Hob & Hood and Washer-Dryer from Bosch or equivalent.
- ♦ High quality reconstituted stone or equivalent provided for counter-tops in vanity and kitchen.
- ♦ Kitchen cabinet of laminate/ melamine or equivalent.
- ♦ Fridge-freezer of Hoover or equivalent brands.



Bathrooms and powder room

- ♦ WC and wash-basin are provided by Duravit or equivalent brands.
- ♦ Floor and wall finishing with high quality porcelain tiles and matt emulsion acrylic paint.
- ♦ Vanity and wardrobe with fixture and fittings of laminate/ melamine or equivalent.

MEP Features

- ♦ District Cooling and FCU provided.
- ♦ Home Automation provisions for lighting and temperature control.



Sustainability Features

- ♦ Double-glazed façade – floor to ceiling glass curtain wall with superior heat and sound insulation
- ♦ EV Charging stations will be provided* (As per statutory requirement).
- ♦ Energy efficient HVAC system and condensate water recycled will be provided for irrigation.
- ♦ District Cooling System will be used to reduced power consumption and carbon footprint.

SOBHA

REALTY

Disclaimers:
The images shown are for illustration purposes only and may not be an exact representation of the product. The images uses computer graphics technology (photo-realistic rendering) to showcase the building and apartment's design, including the facade, elevations, and interiors. All furniture, lighting, finishes, facade and art shown are for marketing purposes only. All contents in these images are for illustrative purposes only and subject to change.

The Amenities mentioned are only representational and informative. Information, images and visuals, or locations shown hereby are only an indicative of the envisaged developments and the same are subject to approvals from local authorities. The Developer reserves rights to make additions, deletions, alterations, or amendments without prior notice.

